


Josh Chaiken
Tom Kutschera

May 25, 2021

Design Systems: Do you need one & how to get started?

Introductions



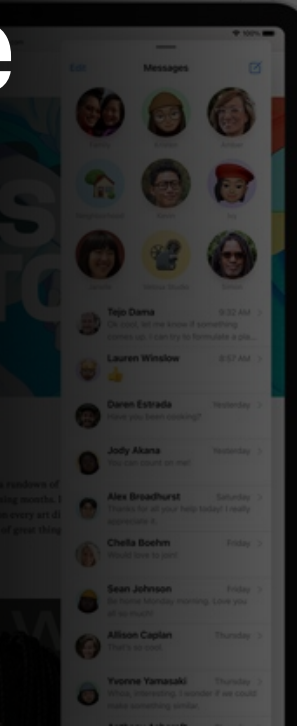
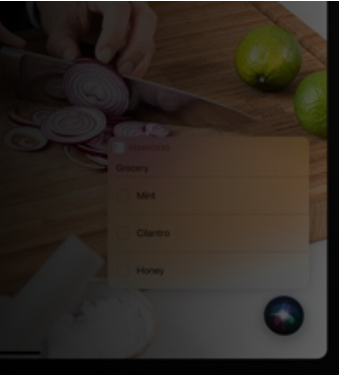
What makes this experience great?

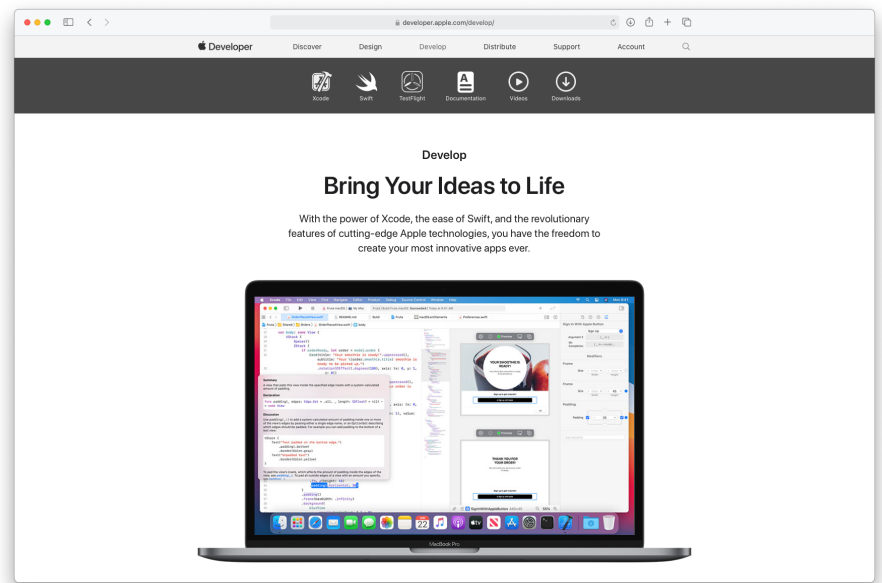
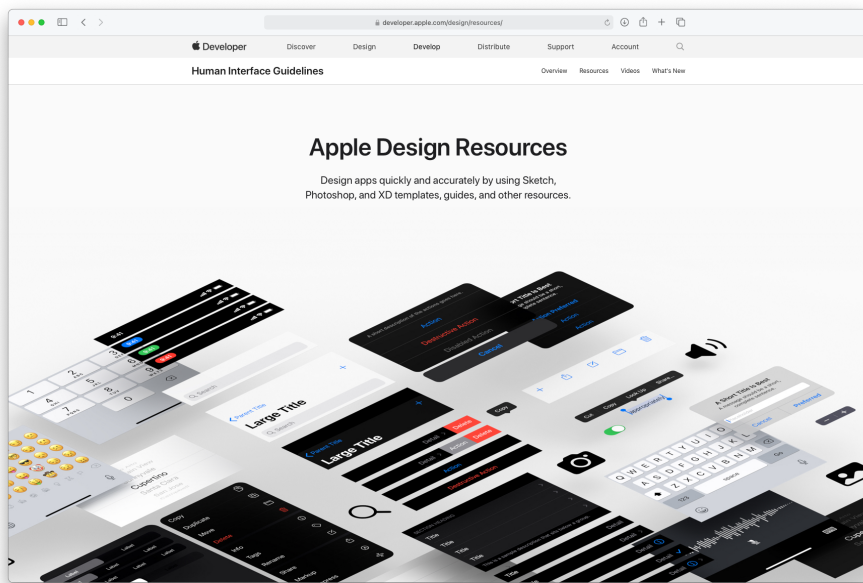


The image features a black rectangular background filled with various colorful geometric shapes. These shapes include lines, circles, and triangles in shades of blue, pink, purple, and teal. The shapes are scattered across the background, creating a festive and abstract pattern. In the center of this pattern, the word "Encore" is written in a bold, white, sans-serif font. The letter 'E' is stylized with a white dot in its upper-left quadrant, and the letter 'o' contains a white play button icon (a triangle pointing to the right).

Encore

What makes this experience great?





Agenda



1. Design system basics
2. Benefits of having a design system
3. How to get started with a design system

What is a design system?

The story of how your organization designs and builds digital products.

**The intersection of
design and code built into
an end-to-end system
that power products.**

Designed and developed components that are in-sync.







Atoms

“The basics”



Atoms

Accent color 1 #5627D8	Accent color 7 #65eced
Accent color 2 #0065a3	Accent color 8 #94533d
Accent color 3 #f2dc17	Accent color 9 #aaaaaa
Accent color 4 #ffa120	Accent color 10 #8a99b8
Accent color 5 #f97cfa	Accent color 11 #ff9c9c
Accent color 6 #ff5593	

EXTRADE[®]

Primary **Outline** *Anchor link*

+	+	+	+	+	+
⊘	×	📄	✂️	📋	✍️
☰	📧	☰	📧	A	➡️
🌀	📄	🔗	🔄	📧	📧
📄	📄	↶	—	⊖	⊖
↶	↶	⚠️	📄	📄	▶️
☰	A	📄	↶	📄	



Molecules

“A simple group of UI elements”



Molecules

Accent color 1
#5627D8



Anchor link



.et-bank



Banking



Organisms

“Relatively complex components”



Organisms



FAQ



Call 888-639-4353




Chat online

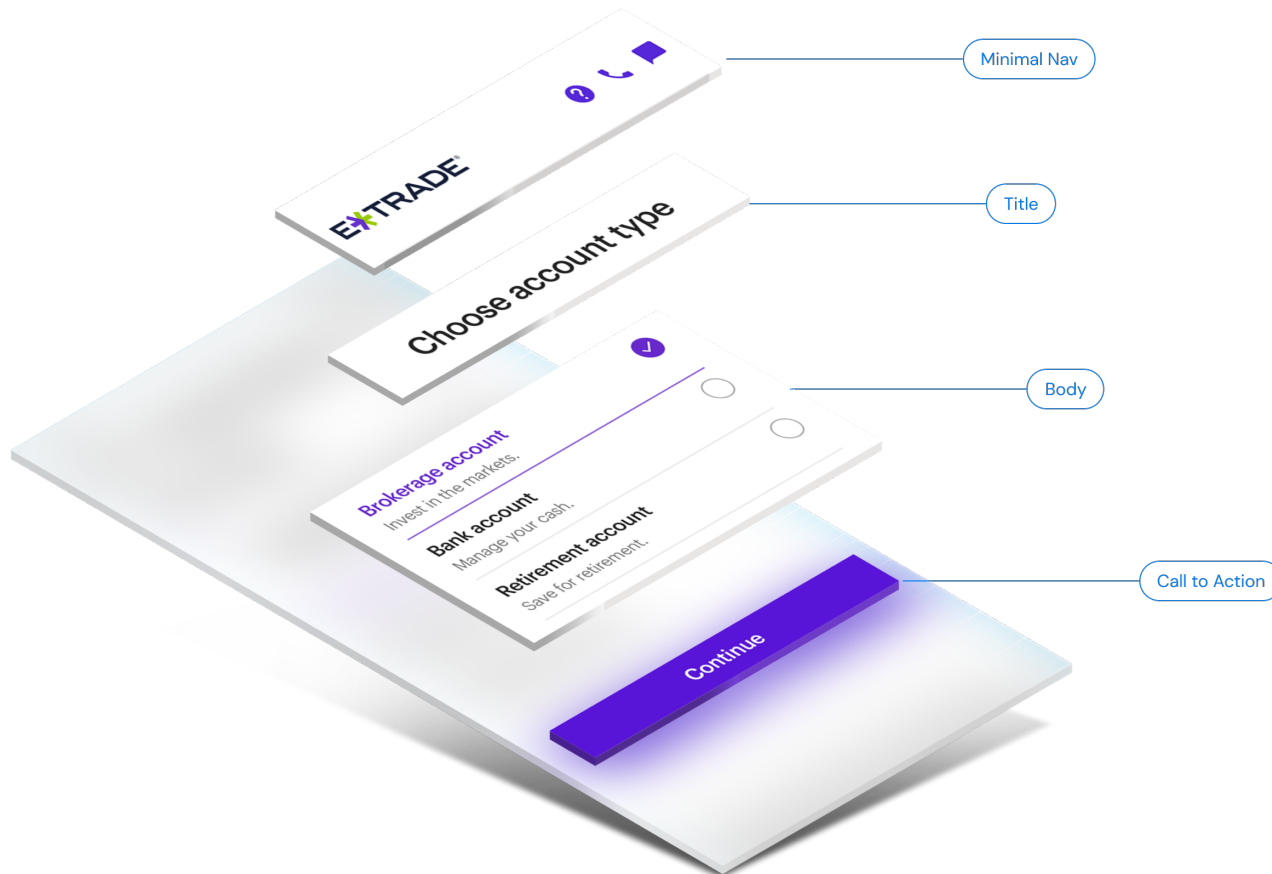


Templates

“Promoting consistency”



Templates



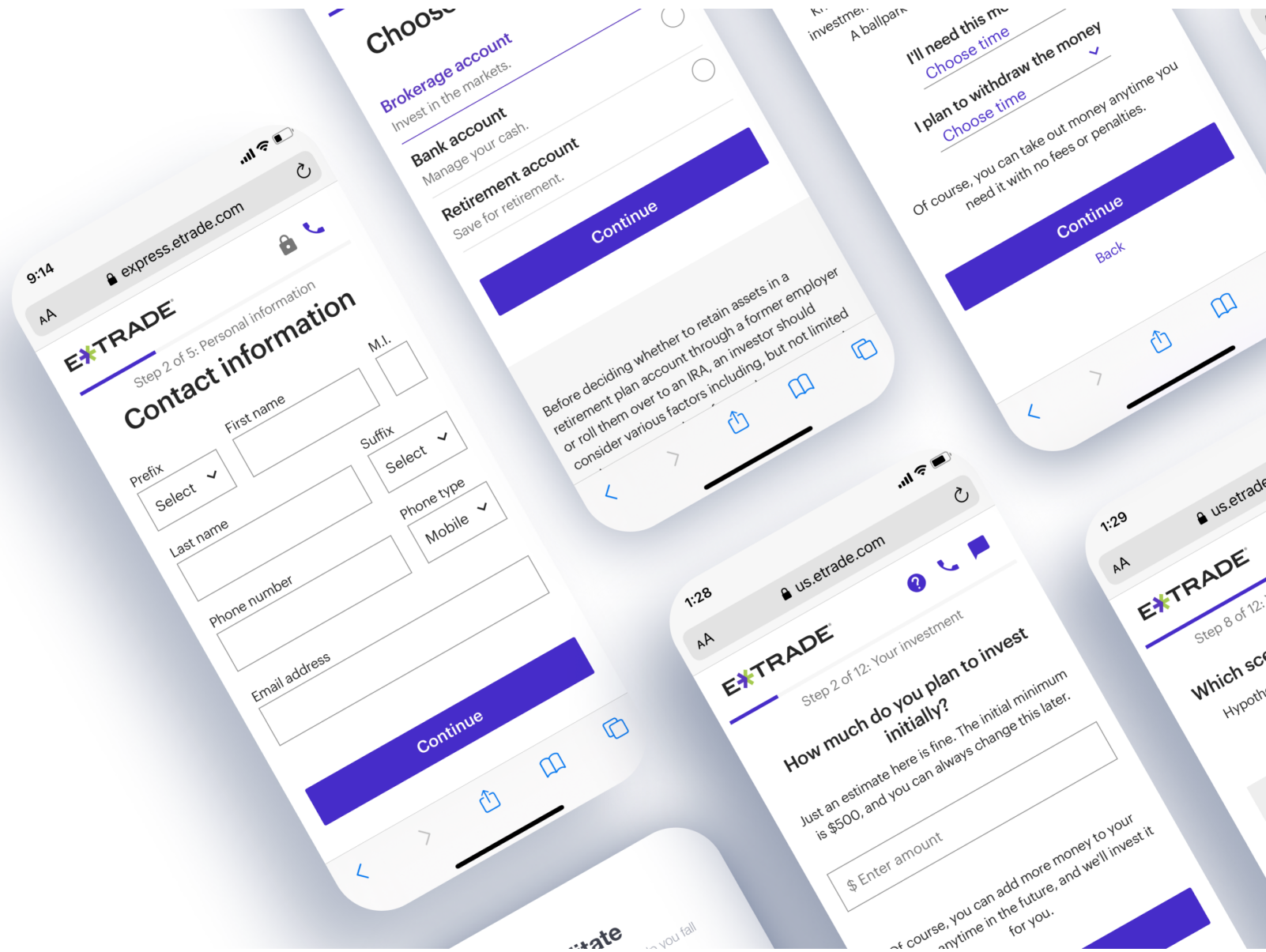


Pages

“Speed to purpose”



Pages



Benefits of a design system





Speed

Quickly develop new content without re-inventing the wheel every time.



Scale

A common language to work from, and a single source of truth that defines interactions.



Consistency

A recipe for extending solutions. It means we don't have to create a design for every screen.



Cost effective

Investment in assets and components that will assist in a clean and fast way to implement.



Culture

More dependencies on the system mean more people caring about the system, which incentivizes cross-functional collaboration.



Source of truth

A clearly defined design language promotes transparency, consistency and speed to purpose.

How to get started building a design system



1. Inventory your products
2. Build your roadmap
3. Create your design assets and standardize components
4. Name your components
5. Build in code
6. Document your system
7. Socialize your system
8. Apply your system
9. Grow and evolve your system

Resources

[Brad Frost – Atomic Design Systems](#)

[Design Systems Book](#)

[EightShapes](#)

